



ADAM-4017/4017+ ADAM-4018/4018+ ADAM-4018M


8-channel Analog Input Module with Modbus
8-channel Thermocouple Input Module with Modbus
8-channel Analog Input Data Logger



ADAM-4017/4017+



ADAM-4018/4018+



ADAM-4018M



Specifications

Analog Input

- **Effective Resolution** 16-bit
- **Channels** Six differential, two single-ended (4017) eight differential (4017+)
- **Channel Independent Configuration** ADAM-4017+ only
- **Modbus** ADAM-4017+ only
- **Input Type** mV, V, mA
- **Input Range** ± 150 mV, ± 500 mV, ± 1 V, ± 5 V, ± 10 V, ± 20 mA, 4-20mA (4017+ only)
- **Isolation Voltage** 3000 V_{DC}
- **Fault and Overvoltage Protection** Withstands overvoltage up to ± 35 V
- **Sampling Rate** 10 samples/sec. (total)
- **Input Impedance** 20 M Ω
- **Bandwidth** 13.1 Hz @ 50 Hz, 15.72 Hz @ 60 Hz
- **Accuracy** $\pm 0.1\%$ or better
- **Zero Drift** ± 6 mV/ $^{\circ}$ C
- **Span Drift** ± 25 ppm/ $^{\circ}$ C
- **CMR @ 50/60 Hz** 92 dB min.

Built-in Watchdog Timer

- **Power Requirements** Unregulated +10 ~ +30 V_{DC}
- **Power Consumption** 1.2 W @ 24 V_{DC}
- **Built-in TVS/ESD Protection**

Ordering Information

- **ADAM-4017-D2** 8-channel Analog Input Module
- **ADAM-4017+** 8-channel Differential Analog Input Module w/Modbus

Specifications

Analog Input

- **Effective Resolution** 16-bit
- **Channels** Six differential, two single-ended (4018) eight differential (4018+)
- **Ch. Independent Conf.** ADAM-4018+ only
- **Modbus** ADAM-4018+ only
- **Input Type** Thermocouple, mV, V, mA (4018) (4018+ Supports T/C & 4-20 mA only)
- **Input Range** ± 15 mV, ± 50 mV, ± 100 mV, ± 500 mV, ± 1 V, ± 2.5 V, ± 20 mA (4018); 4-20 mA (4018+)
- **T/C Type and Temperature Ranges**

J	0 ~ 760 $^{\circ}$ C	R	500 ~ 1750 $^{\circ}$ C
K	0 ~ 1370 $^{\circ}$ C	S	500 ~ 1750 $^{\circ}$ C
T	-100 ~ 400 $^{\circ}$ C	B	500 ~ 1800 $^{\circ}$ C
E	0 ~ 1000 $^{\circ}$ C		
- **Isolation Voltage** 3000 V_{DC}
- **Fault and Overvoltage Protection** Resists overvoltage up to ± 35 V
- **Sampling Rate** 10 samples/sec. (total)
- **Input Impedance** 20 M Ω
- **Bandwidth** 13.1 Hz @ 50 Hz, 15.72 Hz @ 60 Hz
- **Accuracy** $\pm 0.1\%$ for voltage input
- **Zero Drift** ± 3 mV/ $^{\circ}$ C
- **Span Drift** ± 25 ppm/ $^{\circ}$ C
- **CMR @ 50/60 Hz** 92 dB min.

Built-in Watchdog Timer and Individual wire burned-out detection (4018+ only)

- **Power Requirements** Unregulated +10 ~ +30 V_{DC}
- **Power Consumption** 0.8 W @ 24 V_{DC}
- **Built-in TVS/ESD Protection**

Ordering Information

- **ADAM-4018-D2** 8-ch. Th.couple Input Module
- **ADAM-4018+** 8-ch. Differential, mA and Thermocouple Input Module w/Modbus

Specifications

Analog Input

- **Effective Resolution** 16-bit
- **Channels** Six differential, two single-ended
- **Input Type** Thermocouple, mV, V, mA
- **Input Range** ± 15 mV, ± 50 mV, ± 100 mV, ± 500 mV, ± 1 V, ± 2.5 V, ± 20 mA
- **T/C Type and Temperature Range**

J	0 ~ 760 $^{\circ}$ C	R	500 ~ 1750 $^{\circ}$ C
K	0 ~ 1370 $^{\circ}$ C	S	500 ~ 1750 $^{\circ}$ C
T	-100 ~ 400 $^{\circ}$ C	B	500 ~ 1800 $^{\circ}$ C
E	0 ~ 1000 $^{\circ}$ C		
- **Isolation Voltage** 3000 V_{DC}
- **Sampling Rate** 10 samples/sec. (total)
- **Input Impedance** 1.8 M Ω
- **Bandwidth** 13.1 Hz @ 50 Hz, 15.72 Hz @ 60 Hz
- **Accuracy** $\pm 0.1\%$ for voltage input
- **Zero Drift** ± 3 mV/ $^{\circ}$ C
- **Span Drift** ± 25 ppm/ $^{\circ}$ C
- **CMR @ 50/60 Hz** 92 dB min.

Storage

- **Capacity (128 KB flash memory)** 38,000 samples (total)
- **Storage Mode** Write to end of memory & cyclic
- **Logging Mode** Internal log or event log (high/low)
- **Sampling Interval** 2 secs. ~ 18 hours

Built-in Watchdog Timer

- **Power Requirements** Unregulated +10 ~ +30 V_{DC}
- **Power Consumption** 1.8 W @ 24 V_{DC}

Ordering Information

- **ADAM-4018M** 8-channel Analog Input Data logger – mV, V, mA, or thermocouple