

IPC-510MB

4U Rackmount Chassis for ATX Motherboard





Features

- The most cost-effective rackmount chassis
- Equipped with 250/300 W ATX PFC PS/2 power supply
- Easy to install front accessible disk drive bays to hold three half-height drives, one 3.5" FDD and one internal 3.5" disk drive
- Front accessible USB & PS/2 keyboard connectors for data transfer
- Designed to withstand environmental extremes, such as shock, vibration and high temperature

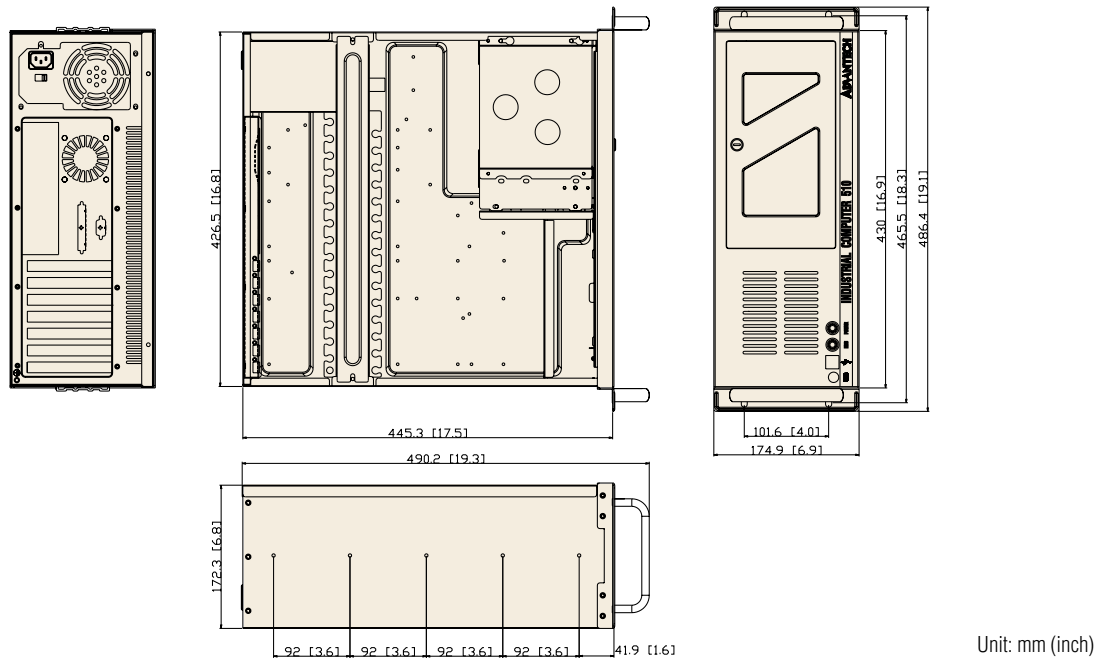


Specifications

Drive Bay	5.25"	Front-accessible 3	Internal -
	3.5"	1	1
Cooling	Fan	1 (85 CFM/each)	
I/O Interface	USB	2 (Front-accessible)	
	PS/2	PS/2 keyboard and mouse, or PS/2 keyboard depends on the enclosed motherboard	
Miscellaneous	Rear panel	Reserved one D-SUB 9-pin and one 68-pin SCSI openings	
	Indicator	LED display for power on and HDD activities	
Environment	Temperature	Operating	Non-Operating
		0 ~ 40 °C (32 ~ 104 °F)	-20 ~ 60 °C (-4 ~ 140 °F)
	Humidity	10 ~ 85 % @ 40 °C, non-condensing	
	Vibration (5-500 Hz)	1 Grms	2 G
	Shock	10 G (With 11 msec duration, half sine wave)	30 G
	Altitude	0 ~ 3048 m (0 ~ 10,000 ft)	
Physical Characteristics	Acoustic Noise	Less than 60 dB sound pressure at 5 ~ 28 °C (41 ~ 82 °F)	
	Dimensions (W x H x D)	482 x 177 x 450 mm (19" x 7" x 17.7")	
	Weight	12.5 kg (27.5 lb)	



Dimension Diagram



- 1 Industrial Motherboards
- 2 Industrial Motherboard Chassis
- 3 PICMG Single Board Computers
- 4 Industrial Computer Chassis
- 5 Industrial Computer Peripherals
- 6 6U CompactPCI Enclosures
- 7 6U CompactPCI Boards
- 8 6U CompactPCI I/O
- 9 6U CompactPCI Accessories
- 10 3U CompactPCI Systems
- 11 Internet Security Platforms
- 12 Network Application Ready Platforms

Power Supply Options

Part Number	Watt	Input	Specifications			
			Output	Mini-load	Safety	MTBF
PS-250ATX-Z (ATX, PFC)	250 W	AC 115 / 230 V (Selectable)	+5 V @ 27 A +3.3 V @ 20 A +12 V @ 13 A -12 V @ 0.8 A -5 V @ 0.3 A +5 Vsb @ 2 A	+5 V @ 0.5 A +3.3 V @ 0.3 A	UL/TUV/CB/CCC	100,000 hours @ 25° C
PS-300ATX-ZB (ATX, PFC)	300 W	AC 100 ~ 240 V (Full-range)	+5 V @ 30 A +3.3 V @ 28 A +12 V @ 15 A -12 V @ 0.8 A -5 V @ 0.3 A +5 Vsb @ 2 A	+5 V @ 0.1 A +3.3 V @ 0.3 A	UL/TUV/CB/CCC	100,000 hours @ 25° C

Ordering Information

Part Number	Power Supply	Motherboard	Regulation
IPC-510MB-00X	Without power supply, with ATX switch	Not included	-
IPC-510MB-25Z	PS-250ATX-Z	Not included	UL, cUL, CE
IPC-510MB-30Z	PS-300ATX-ZB	Not included	UL, cUL, CE



Rear panel of motherboard version