

IPC-610-F

4U 14-slot Rackmount Chassis with ATX Motherboard Option






Features

- 4U-high rackmountable chassis supports up to 14 cards.
- Shock-resistant disk drive bay design holds up to three 5.25" and two 3.5" (one external & one internal) disk drives
- Special hold-down clamp design with rubber cushions protects the cards from harsh environments and any unexpected shocks
- Visible power and HDD activity notification improves system availability
- User-friendly and front-accessible filter for system maintenance
- Lockable front door prevents unauthorized access
- 300 W/400 W AC and 300 W DC ATX power supply options

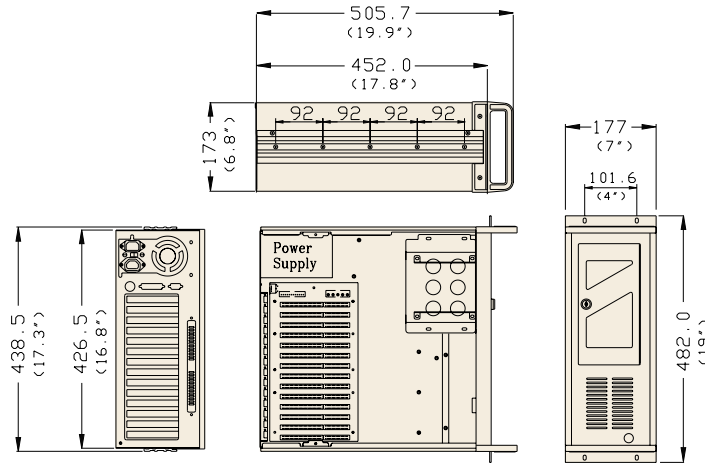


Specifications

Drive Bay		Front-accessible	Internal
	3.5"	1	1
Cooling			
	5.25"	3	-
Fan			
	Air Filter	1 (85 CFM)	Yes
Miscellaneous	Hold-down Clamp	Hold-down clamp with rubber cushions	
Environment	Temperature	0 ~ 40 °C (32 ~ 104 °F), operating	
Physical Characteristics	Dimensions (W x H x D)	IPC-610BP: 482 x 177 x 452 mm (19" x 7" x 17.8") IPC-610MB: 482 x 177 x 502 mm (19" x 7" x 19.76")	
	Weight	15.0 kg (33.0 lb)	



Dimension Diagram



Unit: mm (inch)

Power Supply Options

Part Number	Watt	Input	Output	Specifications		
				Mini-load	Safety	MTBF
PS-250ATX-Z (ATX, PFC)	250 W	AC 115 / 230 V (Selectable)	+5V @ 27 A, +3.3 V @ 20 A +12 V @ 13 A, -12 V @ 0.8 A -5 V @ 0.3 A, +5 Vsb @ 2 A	+5 V @ 0.5 A, +12 V @ 0.3 A	UL/TUV/CB/CCC	100,000 hours @ 25 °C
PS-300ATX-ZB (ATX, PFC)	300 W	AC 100 ~ 240 V (Full-range)	+5 V @ 30 A, +3.3 V @ 28 A +12 V @ 15 A, -12 V @ 0.8 A -5 V @ 0.3 A, +5 Vsb @ 2 A	+5 V @ 0.1 A, +3.3 V @ 0.3 A	UL/TUV/CB/CCC	100,000 hours @ 25 °C
PS-400ATX-ZB (ATX, PFC)	400 W	AC 100 ~ 240 V (Full-range)	+5 V @ 35 A, +3.3 V @ 25 A +12 V @ 30 A, -12 V @ 1 A -5 V @ 0.8 A, +5 Vsb @ 2 A	+5 V @ 3 A, +12 V @ 1 A +3.3 V @ 1 A	UL/TUV/CB/CCC	91,000 hours @ 25 °C
PS-300ATX-DC48	300 W	DC -48 V	+3.3 V @ 28 A, +5 V @ 30 A +12 V @ 15 A, -5 V @ 0.3 A -12 V @ 0.8 A, +5 Vsb @ 2 A	+5 V @ 0.3 A, +3.3 V @ 0.3 A +12 V @ 0.2 A	UL/TUV/CB/CCC	100,000 hours @ 25 °C

Passive Backplane Options

Part Number	Slot	Segment
PCA-6114-0B1	14 ISA	Single
PCA-6114P4-C	8 ISA, 4 PCI, 2 PICMG	Single
PCA-6114P7-0D2	6/7/1	Single
PCA-6114P10-B	2 ISA, 10 PCI, 2 PICMG	Single
PCA-6113P4R-0C1	7 ISA, 4 PCI, 2 PICMG	Single
PCA-6114P12-0B2	1 ISA, 11 PCI, 1 PICMG/PCI, 1 PICMG	Single
PCA-6113P7X	4 ISA, 7 PCI (64-bit), 2 PICMG	Single
PCA-6114P12X-A1	1 ISA, 11 PC I (64-bit), 1 PICMG/PCI, 1 PICMG	Single

Rear I/O window is separately installed to support the ATX motherboard



Motherboard version



Backplane version (black color)

Ordering Information

Part Number	Power Supply	Backplane	Regulation
IPC-610BP-00XF	Without power supply, with ATX switch	-	None
IPC-610MB-00XF	Without power supply, with ATX switch	(Motherboard version)	None
IPC-610MB-25ZF	PS-250ATX-Z	(Motherboard version)	UL, cUL, CE
IPC-610MB-30ZF	PS-300ATX-ZB	(Motherboard version)	UL, cUL, CE
IPC-610BP-25ZF	PS-250ATX-Z	-	UL, cUL, CE
IPC-610BP-30ZF	PS-300ATX-ZB	-	UL, cUL, CE
IPC-610BP-40ZF	PS-400ATX-ZB	-	UL, cUL, CE
IPC-610P4-25ZF	PS-250ATX-Z	PCA-6114P4-C	UL, cUL, CE
IPC-610P4-30ZF	PS-300ATX-ZB	PCA-6114P4-C	UL, cUL, CE

Black Color Chassis Options

IPC-610BP-00XFB	Without power supply	-	None
IPC-610BP-30XFB	PS-300ATX-ZB	-	UL, cUL, CE
IPC-610MB-00XFB	Without power supply	(Motherboard version)	None
IPC-610MB-30XFB	PS-300ATX-ZB	(Motherboard version)	UL, cUL, CE

- Industrial Motherboards 1
- Industrial Motherboard Chassis 2
- PICMG Single Board Computers 3
- Industrial Computer Chassis 4
- Industrial Computer Peripherals 5
- 6U CompactPCI Enclosures 6
- 6U CompactPCI Boards 7
- 6U CompactPCI I/O 8
- 6U CompactPCI Accessories 9
- 3U CompactPCI Systems 10
- Internet Security Platforms 11
- Network Application Ready Platforms 12